

Draw Indian Rangoli Elephants!

Indian dot-to-dot drawing is called Rangoli.

Join the dots to draw an elephant!



artsdrop.co.uk

2SEND-ASD-VI


Activity created by



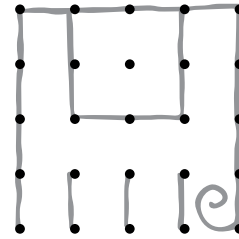
ANNAPURNA INDIAN DANCE

www.annapurnadance.com

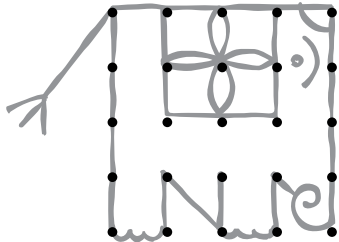
1. Start with 25 dots



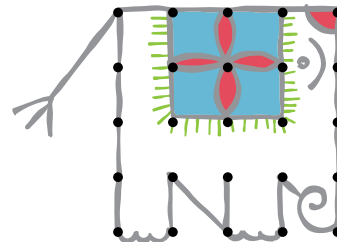
2. Join some of the dots like this



3. Join the diagonal dots at the bottom. And add in the tail, eye, hat and rug design.



4. Colour in your elephant



You can draw the Rangoli Elephants in your sketchbook.
Just draw 25 dots and follow the steps!